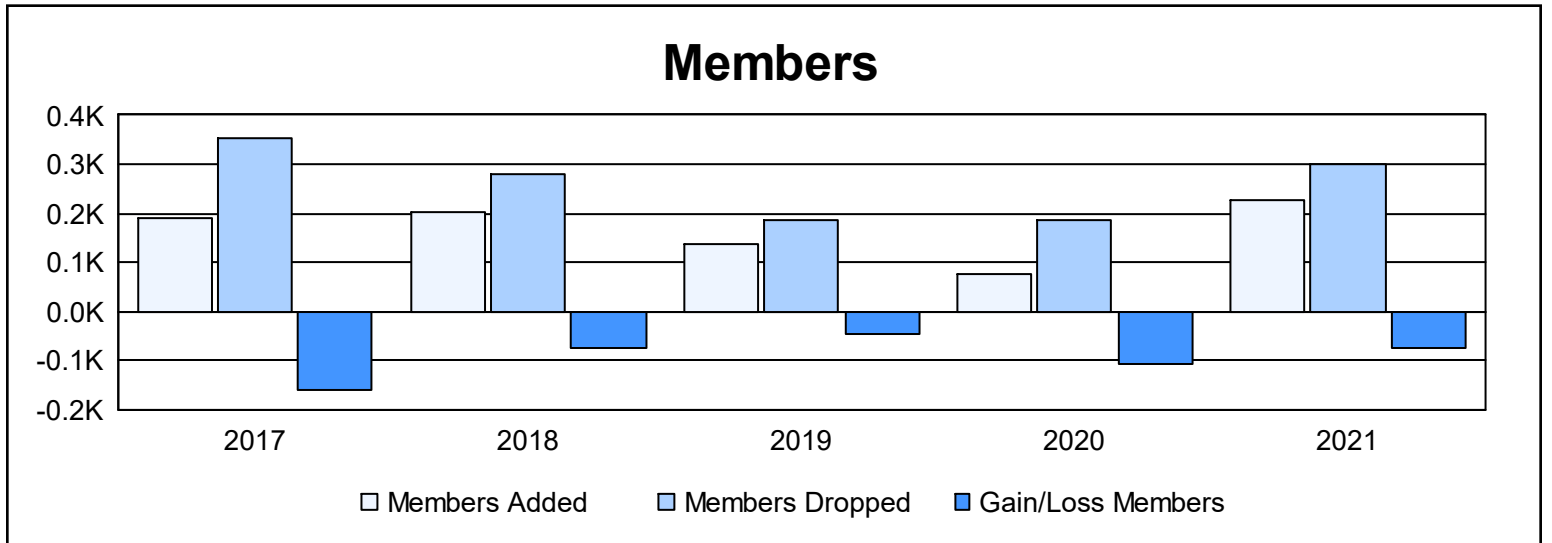
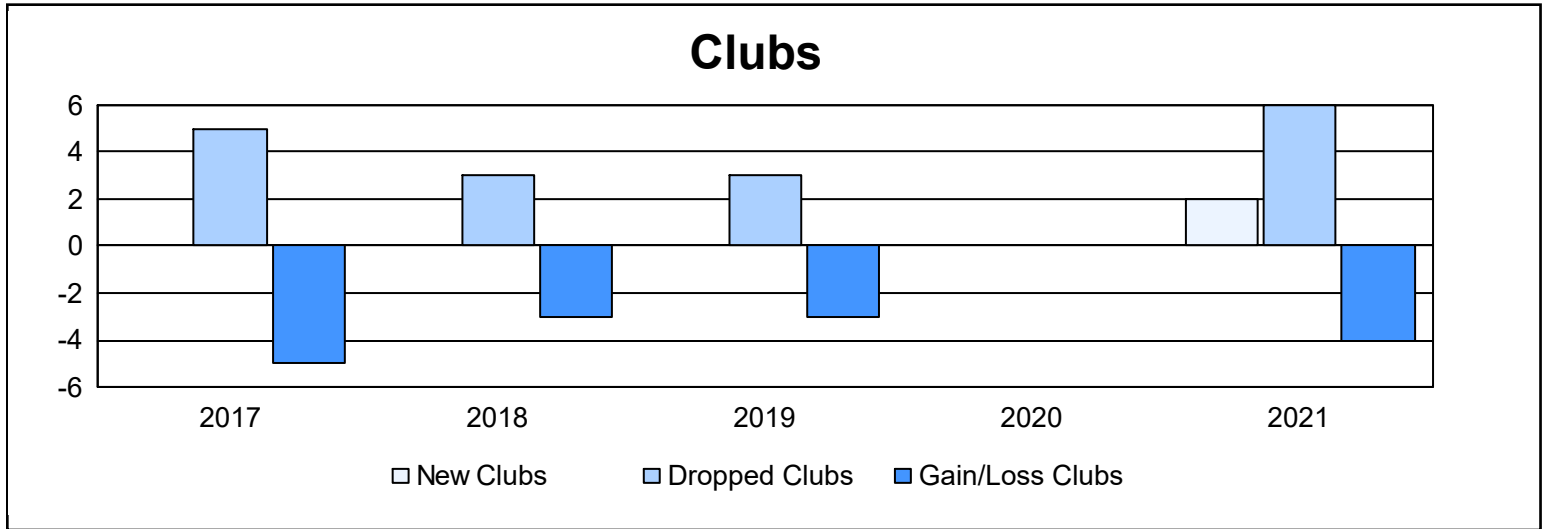
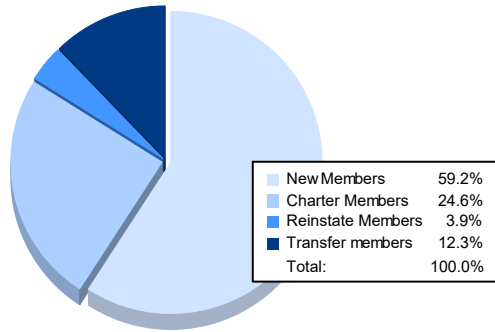


| Year           | New Clubs | Dropped Clubs | Gain/ Loss Clubs | New Members | Charter Members | Reinstate Members | Transfer Members | Total Member Added | Total Members Dropped | Gain/ Loss Members |
|----------------|-----------|---------------|------------------|-------------|-----------------|-------------------|------------------|--------------------|-----------------------|--------------------|
| 2016-2017      | 0         | 5             | -5               | 168         | 1               | 4                 | 17               | 190                | 351                   | -161               |
| 2017-2018      | 0         | 3             | -3               | 146         | 6               | 19                | 31               | 202                | 278                   | -76                |
| 2018-2019      | 0         | 3             | -3               | 120         | 2               | 0                 | 17               | 139                | 187                   | -48                |
| 2019-2020      | 0         | 0             | 0                | 62          | 0               | 8                 | 8                | 78                 | 186                   | -108               |
| 2020-2021      | 2         | 6             | -4               | 135         | 56              | 9                 | 28               | 228                | 302                   | -74                |
| <b>Average</b> | <b>0</b>  | <b>3</b>      | <b>-3</b>        | <b>126</b>  | <b>13</b>       | <b>8</b>          | <b>20</b>        | <b>167</b>         | <b>261</b>            | <b>-93</b>         |



### Membership Composition June 2021 Cumulative



### Gender Composition June 2021 Cumulative

